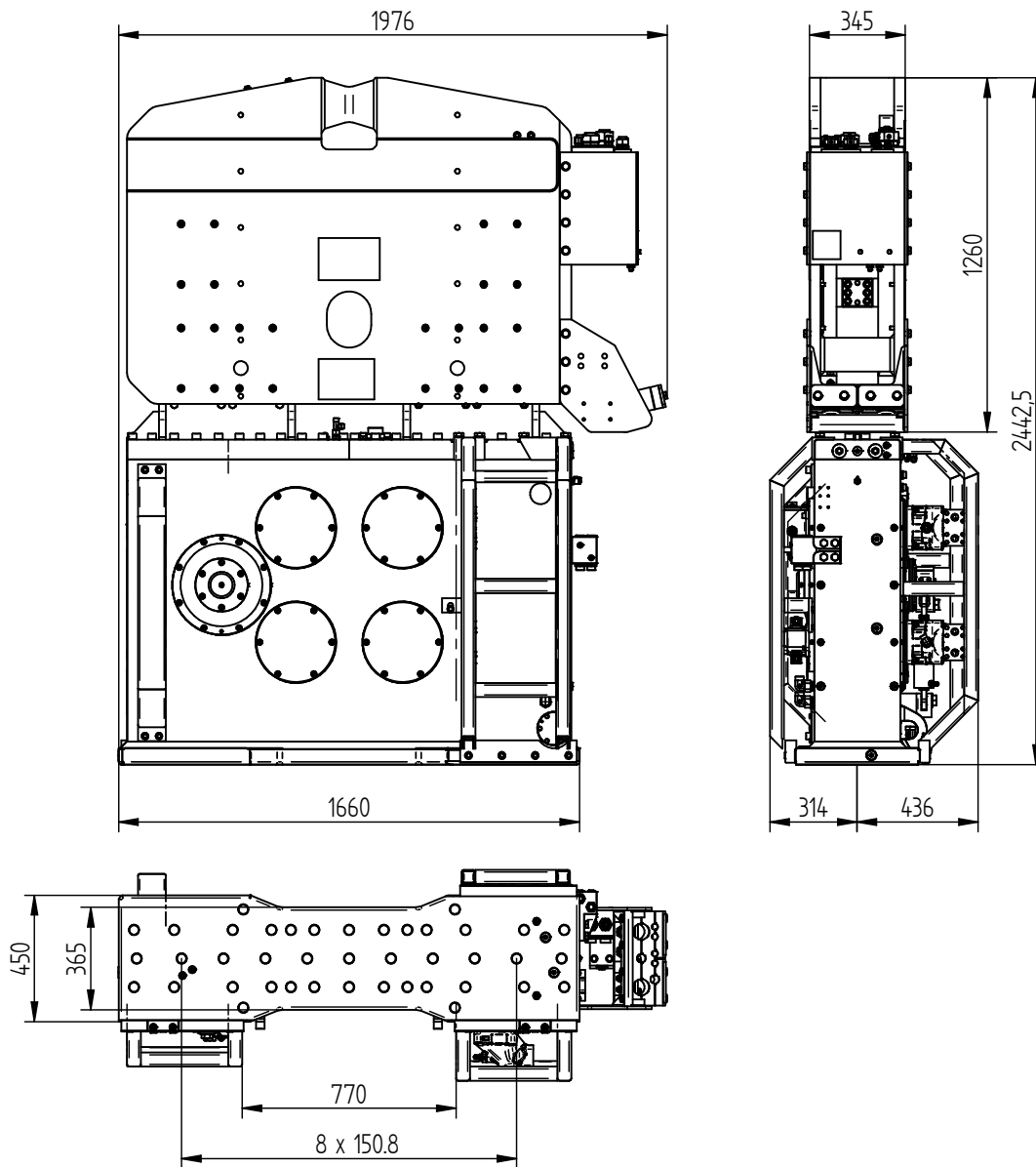


Specifications :

ICE 24RF-L

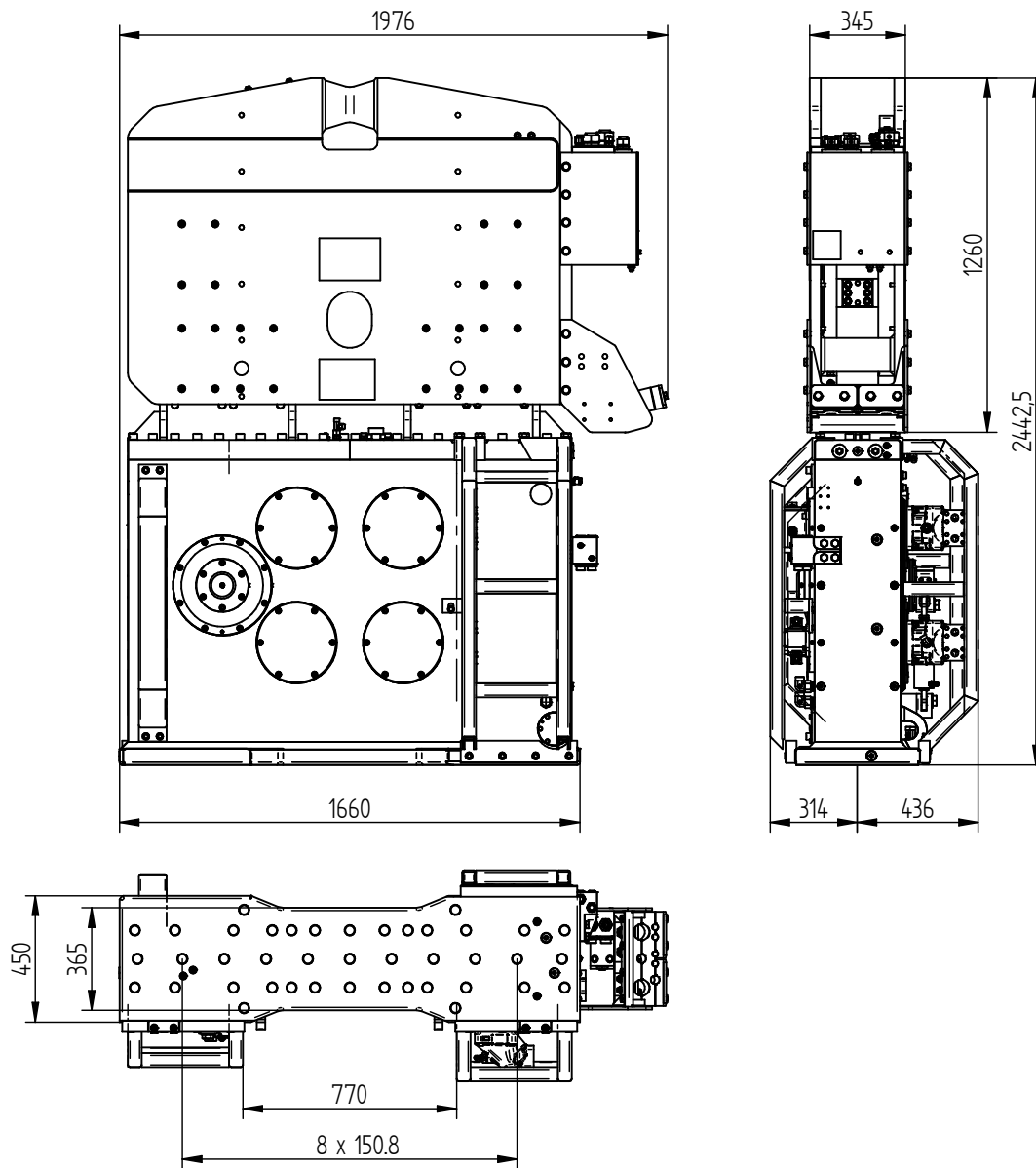
Eccentric moment	0-24 kgm	Clamps:	
Max. centrifugal force	0-1400 kN	Sheet pile clamp	200TU
Max. frequency	2300 rpm	Transport weight per piece	1500 kg
Max. amplitude excl. 200TU	14 mm	Double clamps	100TC
Max. amplitude incl. 200TU	10 mm	Transport weight per piece	690 kg
Max. static line-pull	400 kN		
Max. pull-down	150 kN		
Max. operating pressure	350 bar	Powerpack:	
Max. oil flow	493 l/min	Model	500 series
Max. hydraulic power	288/392 kW/HP		
Forced lubrication	yes		
Dynamic weight excl. 200TU	3500 kg	Hose set:	
Dynamic weight incl. 200TU	5000 kg	Length	30 m
Total weight excl. 200TU & hoses	4850 kg	Transport weight (±)	615 kg



Technische Daten :

ICE 24RF-L

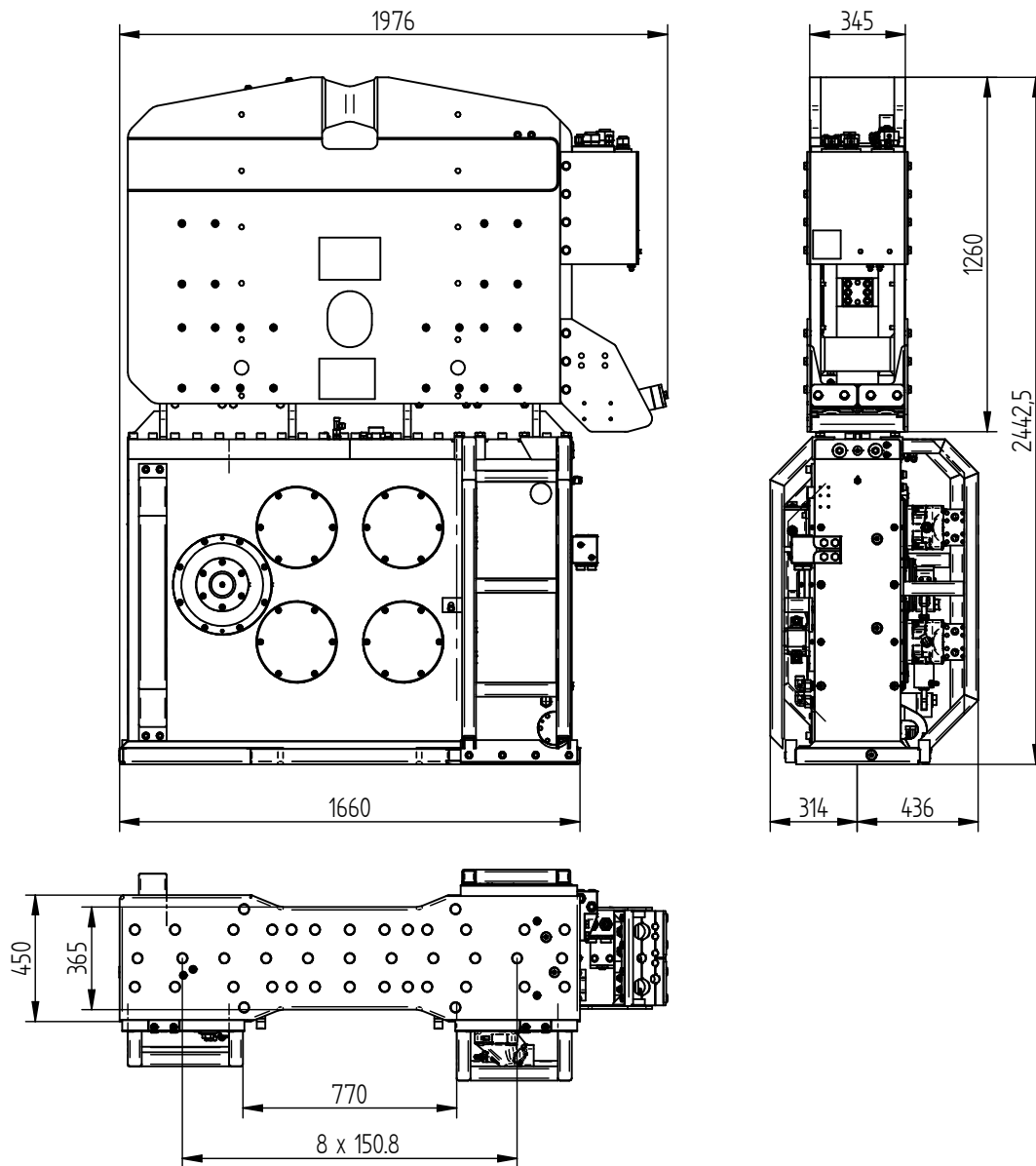
Statisches Moment	0-24 kgm	Klemmzange:	
Max. Fliehkraft	0-1400 kN	Universalzange	200TU
Max. Drehzahl	2300 rpm	Transportgew. pro Stück	1500 kg
Max. Amplitude ohne 200TU	14 mm	Rohrklemmzange	100TC
Max. Amplitude mit 200TU	10 mm	Transportgew. pro Stück	690 kg
Max. Statische Zugkraft	400 kN		
Max. Vorspannung	150 kN		
Max. Betriebsdruck	350 bar	Aggregat:	
Max. Fördermenge	493 l/min	Modell	500 series
Max. hydraulische Leistung	288/392 kW/PS		
Zwangsschmierung	ja		
Dyn. Gewicht ohne 200TU	3500 kg	Schlauchsatz:	
Dyn. Gewicht mit 200TU	5000 kg	Länge	30 m
Gesamtgew. ohne 200TU & Schläuche	4850 kg	Transportgewicht (±)	615 kg



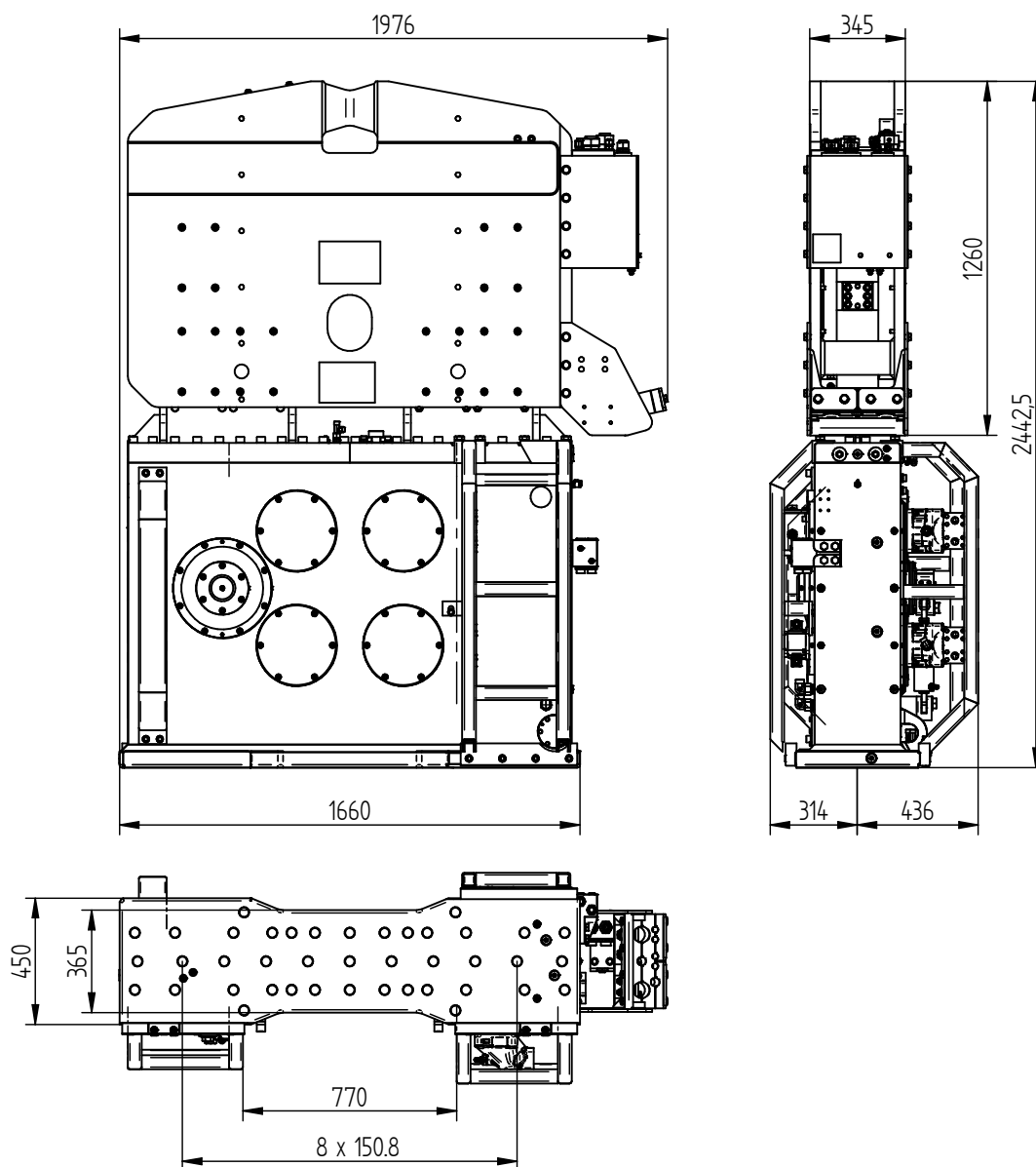
Spécifications

ICE 24RF-L

Moment excentrique	0-24 kgm	Pinces:	
Max. force centrifuge	0-1400 kN	Pince palplanche	200TU
Max. fréquence	2300 rpm	Poids de transport par pièce	1500 kg
Max. amplitude sans 200TU	14 mm	Pince tube	100TC
Max. amplitude avec 200TU	10 mm	Poids de transport par pièce	690 kg
Force de traction statique	400 kN		
Force maximale d'appui	150 kN		
Pression de travail max.	350 bar	Groupe hydraulique:	
Débit d'huile max.	493 l/min	Modèle	500 series
Puissance hydraulique max.	288/392 kW/ch		
Huile lubrifiante	oui		
Poids dynamique sans 200TU	3500 kg	Jeu de tuyau:	
Poids dynamique avec 200TU	5000 kg	Longueur	30 m
Poids total sans 200TU & tuyaux	4850 kg	Poids de transport (±)	615 kg



Specificaties		ICE 24RF-L	
Excentrisch moment	0-24 kgm	Klemmen:	
Max. centrifugaalkracht	0-1400 kN	Damwandklem	200TU
Max. toerental	2300 rpm	Transportgewicht per klem	1500 kg
Max. amplitude excl. 200TU	14 mm	Pijpenklem	100TC
Max. amplitude incl. 200TU	10 mm	Transportgewicht per klem	690 kg
Max. statische trekkracht	400 kN		
Max. voorspanning	150 kN		
Max. werkdruk	350 bar	Aggregaat:	
Max. oliedoorstroming	493 l/min	Model	500 series
Max. hydraulisch vermogen	288/392 kW/PK		
Geforceerde smering	ja		
Dynamisch gewicht excl. 200TU	3500 kg	Slangenset:	
Dynamisch gewicht incl. 200TU	5000 kg	Lengte	30 m
Totaalgewicht excl. 200TU & slangen	4850 kg	Transportgewicht (±)	615 kg



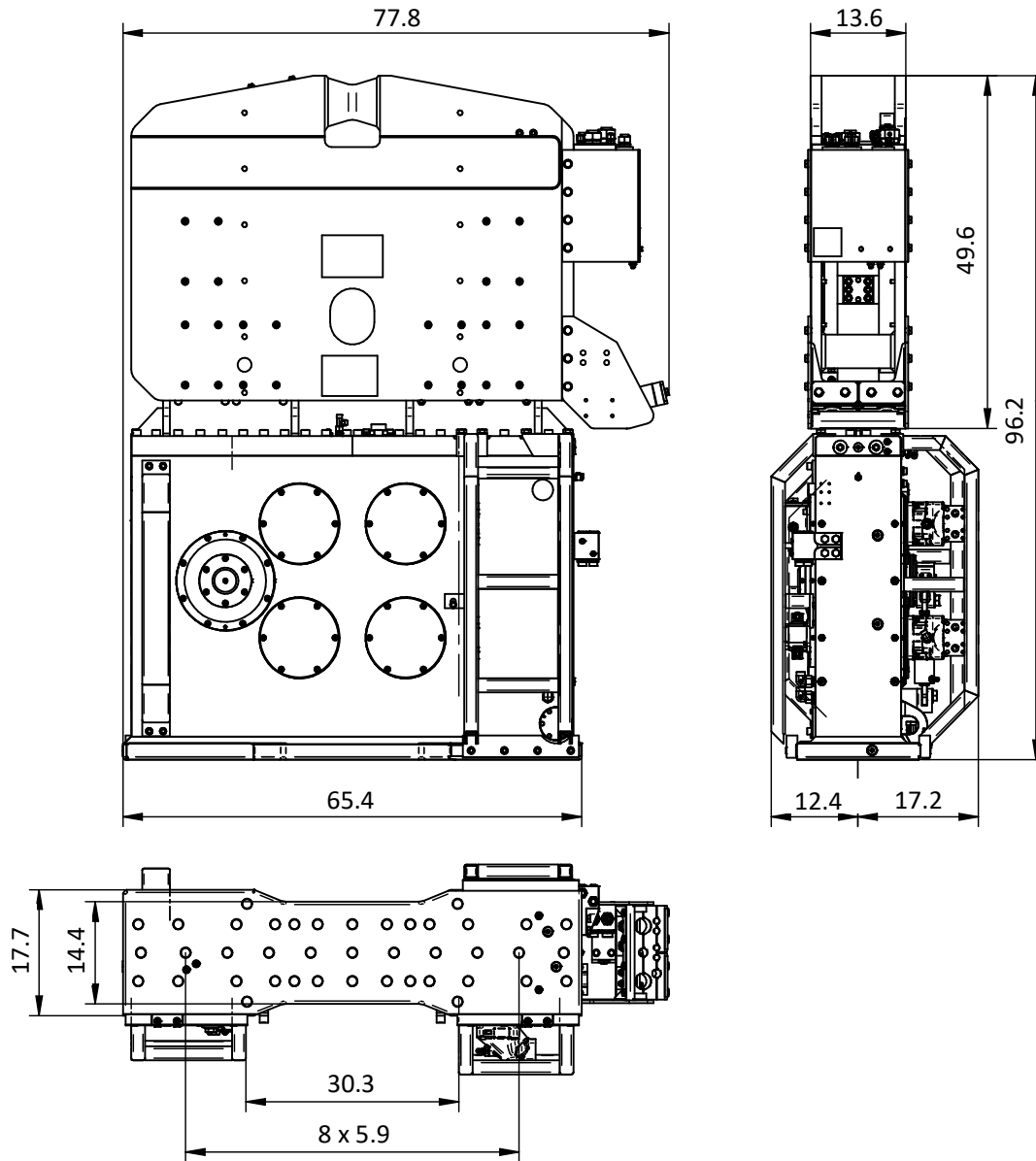
Especificaciones

ICE 24RF-L

Momento excéntrico	0-24 kgm	Abrazadera:	
Fuerza centrífuga máxima	0-1400 kN	Hoja abrazadera pila	200TU
Frecuencia máxima	2300 rpm	Peso de transporte por pieza	1500 kg
Amplitud máxima excluyendo 200TU	14 mm	Abrazadera de tubo	100TC
Amplitud máxima incluyendo 200TU	10 mm	Peso de transporte por pieza	690 kg
Estático tracción máxima	400 kN		
Compresión máxima	150 kN		
Presión máxima de trabajo	350 bar	Unidad de potencia:	
Flujo de aceite máximo	493 l/min	Modelo	500 series
Máxima potencia hidráulica	288/392 kW/HP		
Lubricación forzada	si		
Peso dinámico excluyendo 200TU	3500 kg	Conjunto de manguera:	
Peso dinámico incluyendo 200TU	5000 kg	Longitud	30 m
Peso total excluyendo 200TU & mangueras	4850 kg	Peso de transporte (±)	615 kg

Dimensions in inches

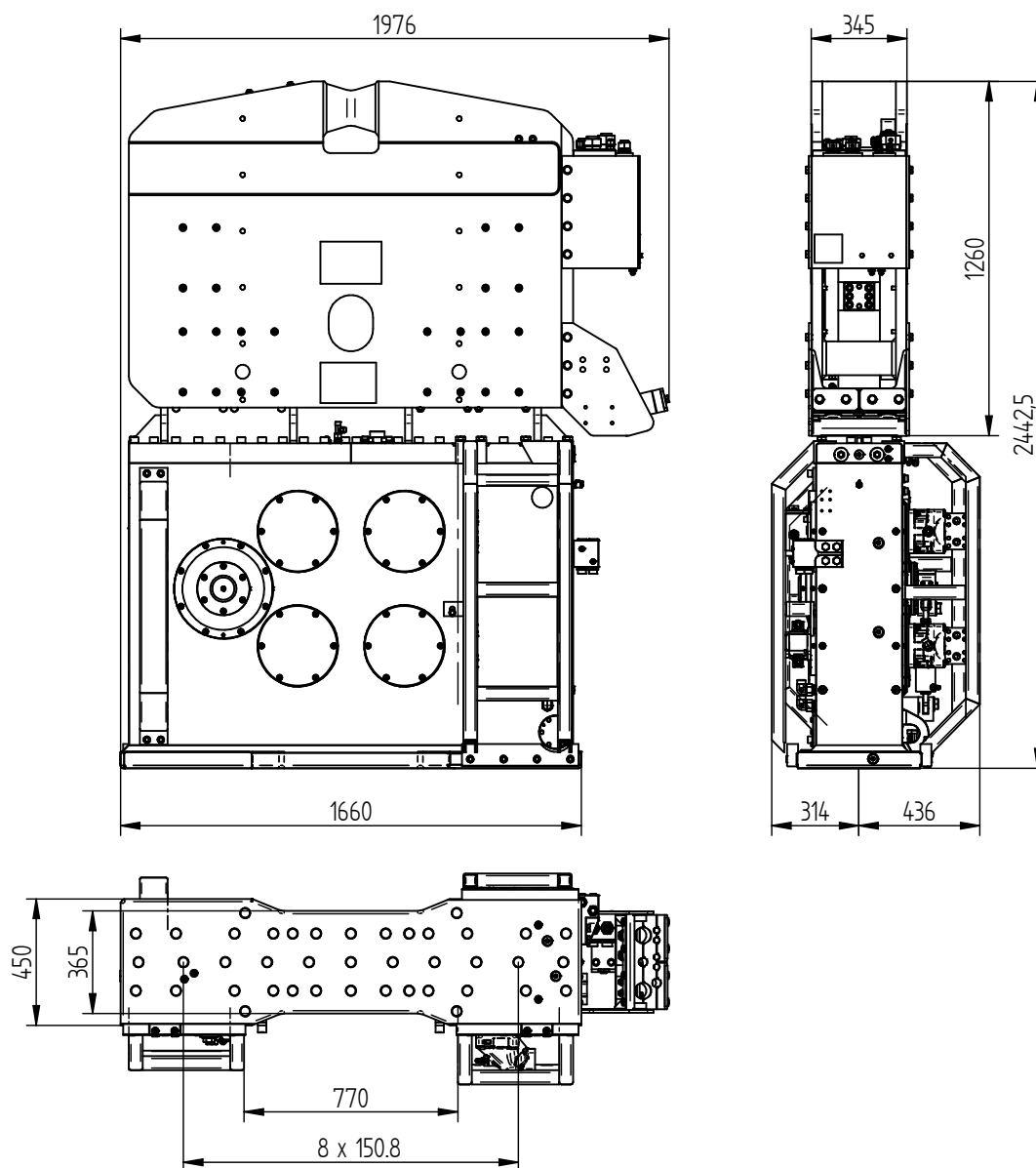
USA



Specifications

ICE 24RF-L

Eccentric moment	0-2,083 in-lbs	Clamps:	
Max. centrifugal force	0-157 ton	Sheet pile clamp	200TU
Max. frequency	2,300 rpm	Transport weight per piece	3,307 lbs
Max. amplitude excluding 200TU	0.55 in	Double clamps	100TC
Max. amplitude including 200TU	0.39 in	Transport weight per piece	1,521 lbs
Max. static line-pull	45 ton		
Max. pull-down	17 ton		
Max. operating pressure	5,076 psi	Powerpack:	
Max. oil flow	130 gal/min	Model	500 series
Max. hydraulic power	288/392 kW/HP		
Forced lubrication	yes		
Dynamic weight excluding 200TU	7,716 lbs	Hose set:	
Dynamic weight including 200TU	11,023 lbs	Length	98 ft
Total weight excluding 200TU & hoses	10,692 lbs	Transport weight (±)	1,356 lbs



Specificatii :

ICE 24RF-L

Moment excentric	0-24 kgm	menghira:	
Forta centrifuga maxima	0-1400 kN	menghina pentru palplanse	200TU
Frecventa maxima	2300 rpm	Greutatea de transport pp.	1500 kg
Amplitudine maxima exclusiva. 200TU	14 mm	menghina dubla	100TC
Amplitudine maxima inclusivă. 200TU	10 mm	Greutatea de transport pp.	690 kg
Tractiune maxima statica	400 kN		
Trage în jos maxima	150 kN		
Presiune maxima de lucru	350 bar	generatoare:	
Debit maxim de ulei	493 l/min	Model	500 series
Puterea hidraulică maxima	288/392 kW/HP		
Lubrifiere fortata	da		
Greutatea dinamica exclusiva. 200TU	3500 kg	Tip de furtun:	
Greutatea dinamica inclusivă. 200TU	5000 kg	Lungimea	30 m
Greutatea totala fara. 200TU si furtun	4850 kg	Greutatea de transport (±)	615 kg